


Speaker Cables (Single)

Four-conductor configuration minimizes noise and polyethylene insulation reduces induction rate to boost frequency characteristics

4-conductor Speaker Cable

Type	Model	Pair cross-sec mm <sup>2</sup>	Sales units m	Nom. O.D mm	Weight kg/100m	Composition				Electrical characteristics	
						No. of cond.	Cross sec area (AWG) mm <sup>2</sup> /(AWG)	Cond. comp Q'ty/mm	Twist pitch mm	Cond. D.C.R. Ω/100m	Nom. capacitance* pF/m
 <b>4S8</b> Jacket color for 4S6: gray, black, red, blue, cream for 4S8, 4S11, 4S6G: gray, black for 4S8G, 4S11G: gray	4S6	1.0	100 200 400	6.4	5.4	4	0.51(20)	20/0.18A	45	3.7	125
	4S8	2.5		8.3	9.5	4	1.27(16)	50/0.18A	70	1.5	145
	4S11	4.3		10.7	16	4	2.18(14)	41/0.26A	100	0.9	146
	4S6G	1.0		6.4	5.4	4	0.51(20)	20/0.18(OFC)	45	3.7	125
	4S8G	2.5		8.3	9.5	4	1.27(16)	50/0.18(OFC)	70	1.5	145
	4S11G	4.3		10.7	16	4	2.18(14)	41/0.26(OFC)	100	0.9	146

Insulation: polyethylene (red, translucent red, white, translucent white) Jacket: PVC Dielectric strength: 500V AC/min.

\*Capacitance between conductors.

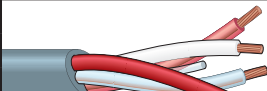
4S6, 4S8, 4S11

- High-performance PVC jacket, resistant to bending and twisting.
- 4S6 designed to fit snugly with Cannon XLR.

4S6G, 4S8G, 4S11G

- The G versions feature oxygen-free copper (OFC, JIS H3510) conductors.

4-conductor Speaker Cable for Fixed Installation

Type	Model	Pair cross-sec mm <sup>2</sup>	Sales units m	Nom. O.D mm	Weight kg/100m	Composition				Electrical characteristics	
						No. of cond.	Cross sec area (AWG) mm <sup>2</sup> /(AWG)	Cond. comp Q'ty/mm	Twist pitch mm	Cond. D.C.R. Ω/100m	Nom. capacitance* pF/m
 <b>4S10F</b> Jacket color for 4S10F, 4S12F, 4S14F, 4S18F: gray, black for 4S10FG, 4S12FG: gray	4S10F	3.5	100 200 400 1000	9.6	15	4	1.75(15)	33/0.26A	100	1.1	144
	4S12F	5.6		11.6	22	4	2.81(13)	35/0.32A	120	0.7	152
	4S14F	8.0		14.0	32	4	4.0(12)	50/0.32A	120	0.5	—
	4S18F	14.2		17.5	53	4	7.08(9)	88/0.32A	150	0.3	—
	4S10FG	3.5		9.6	15	4	1.75(15)	33/0.26(OFC)	100	1.1	144
	4S12FG	5.6		11.6	22	4	2.8(13)	35/0.32(OFC)	120	0.7	152

Insulation: polyethylene (red, translucent red, white, translucent white) Jacket: PVC Dielectric strength: 500V AC/min.

\*Capacitance between conductors.

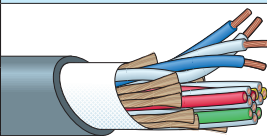
4S10F, 4S12F, 4S14F, 4S18F

- Special supple jacket designed for use in building conduits.

4S10FG, 4S12FG

- The G versions feature oxygen-free copper (OFC, JIS H3510) conductors.

Multichannel Speaker Cables

Type	Model	Pair cross-sec mm <sup>2</sup>	Sales units m	Nom. O.D mm	Weight kg/100m	Unit composition				Electrical characteristics	
						No. of cond.	Cross sec area (AWG) and cond. comp. mm <sup>2</sup> /(AWG) Q'ty/mm	Twist pitch mm	Ch. O. D. mm	Cond. D.C.R. Ω/100m	Nom. cap.* pF/m
 <b>S410-4P</b> Jacket color: gray	S410-4P	2.0	100 200 500	15.0	26	16	1.0(18) 127/0.10(OFC)	50	5.1	1.9	165
	S410-6P	2.0		18.3	39	24					
	S410-8P	2.0		21.6	53	32					

Insulation: Polyethylene Jacket: PVC Dielectric strength: 500V AC/min.

\*Capacitance between conductors.

S410-P Series

- Low crosstalk performance
- Ideal for use in multi-way speaker systems.
- Oxygen-free copper (OFC, JIS H3510) conductors.

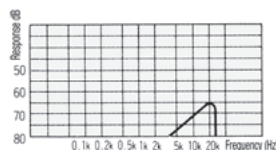


Fig. 1 Crosstalk Characteristics for S410-4P

■ Cross-sectional View of S410-4P and Channel color coding

Unit no.	1	2	3	4	5	6	7	8
Insulation color	RED/WHT/ RED/WHT	BLU/WHT/ BLU/WHT	YEL/WHT/ YEL/WHT	GRN/WHT/ GRN/WHT	BRN/WHE/ BRN/WHT	GRY/WHT/ GRY/WHT	BLU/BLK/ BLU/BLK	YEL/BLK/ YEL/BLK